

Swift-Cut

SMART CUTTING SOLUTIONS

AN ESAB® BRAND



PRECISION 130

HIGH-DEFINITION PERFORMANCE
WITHOUT THE HEAVY-DUTY PRICE

The Precision 130 High Definition Plasma System combines economic efficiency with uncompromising quality. This system, featuring a water-cooled torch and oxygen cutting, offers a cost-effective solution without sacrificing the premium features of a comprehensive high precision system. Unlock the advantages of top-notch performance at a competitive cost.



SUPERIOR CUT QUALITY

The Precision 130 offers High-Definition precision plasma cutting at an unbeatable price. Designed to work seamlessly with the Swift-Cut XP Series.

SUPERIOR CUT QUALITY UP TO 3/4 IN. (20 MM)


The Precision 130 systems' superior cut quality means that parts can go directly from the cutting table to welding, painting or assembly without expensive secondary operations.

Precision 130 high precision plasma systems provide:

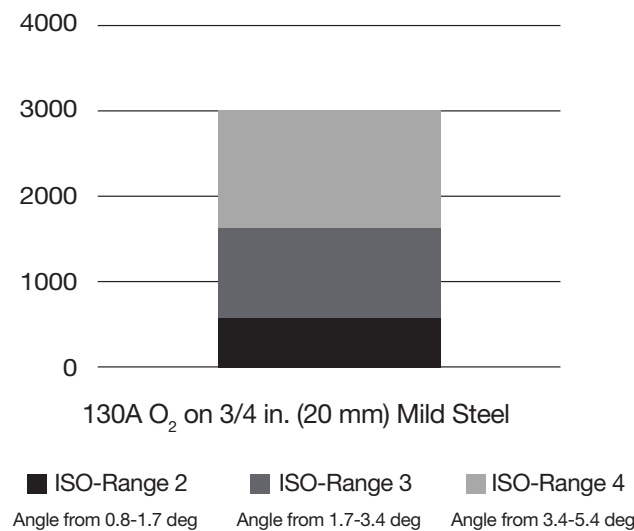
- Excellent dross-free cuts using oxygen (O₂) plasma on mild steel up to 3/4 in. (20 mm)
- Outstanding cut quality on non-ferrous metals using Water Mist Secondary (WMS™) process (standard feature)

XT™ TORCH TECHNOLOGY

THE STANDARD FOR HIGH PRECISION PLASMA CUTTING SYSTEMS



PARTS LIFE AND CUT QUALITY



BEST PRODUCTIVITY WITH HIGHEST CUT SPEEDS AT 5/8 IN. (15 MM) MILD STEEL

- Outstanding parts life, speed and reduced gas consumption reduces downtime and lowers overall cost of ownership
- Reduced downtime during parts changes with the SpeedLok cartridge design
- Designed to offer high precision quality when cutting mild steel with oxygen and stainless steel with Water Mist secondary process or argon/hydrogen
- Run on air/air for even lower cost of operations when high precision quality is not required

HIGH QUALITY HOLES WITH DIAMETER PRO™

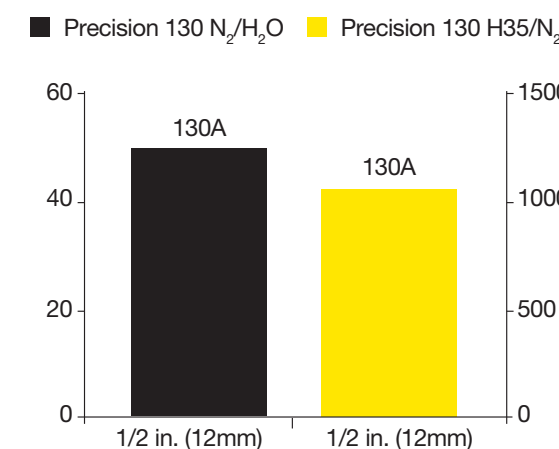
Diameter PRO produces precise "bolt ready" holes optimized for a diameter-to-thickness ratio of 1:1 or greater. It is the ideal process for a precision hole or radius with minimal-to-no taper on mild steel from 10 gauge (3 mm) to 5/8 in. (15 mm).



- No tools required
- Self-centering components
- Precision cuts on all metals
- 'Leakless' torch head design
- Superior warranty
- Relaxed cutting parameters

WATER MIST SECONDARY PROCESS FOR STAINLESS STEEL AND ALUMINUM

STAINLESS STEEL CUTTING SPEED COMPARISON



WORLD-CLASS QUALITY, MAXIMUM CUT SPEED AND LOWER COSTS ON NON-FERROUS METALS (STANDARD FEATURE).

- The Water Mist Secondary (WMS) process produces an excellent cut quality on non-ferrous metals (Stainless Steel, Aluminum) using IN₂ as plasma gas and (filtered) tap water as secondary
- Low operating cost (not using expensive industrial gas)
- Dross-free cutting from gauge (1 mm) to 3/4 in. (20 mm)
- Significantly higher cut speeds compared to H35 cutting
- The WMS process comes as a standard feature; there is no need of a more expensive gas console

CUTTING SPEED CHART FOR PRECISION 130 SYSTEMS

MATERIAL	Amps	Plasma/ Shield	Thickness (mm)	Speed (mm/min)	Thickness (in.)	Speed (ipm)	
MILD STEEL	30	O2/O2	1.5	1,600	16 ga.	70	
			3	991	10 ga	50	
	50	O2/Air	5	2,500	3/16	100	
			6	2,710	1/4	100	
	130	O2/Air	6	4,064	1/4	145	
			10	2,667	3/8	110	
				12	2,160	1/2	77
				20	1,219	3/4	52
		130	Air/Air	6	4000	1/4	165
				12	2000	1/2	80
STAINLESS STEEL	30	N2/H2O	1.5	2,800	16 ga.	205	
			2.5	3,350	10 ga	84	
	50	N2/H2O	6	1,490	1/4	50	
			6	2,896	1/4	110	
	130	N2/H2O	10	1,575	3/8	65	
			12	1,346	1/2	50	
				20	600	3/4	26
				20	533	3/4	24
	ALUMINUM	30	N2/H2O	1.5	3,210	0.052	150
				3	1,590	0.120	60
50		N2/H2O	6	2,060	1/4	70	
			6	2,921	1/4	110	
130		N2/H2O	10	1,600	3/8	65	
			12	1,473	1/2	55	
				20	762	3/4	30
				20	1,350	3/4	30

SYSTEM CAPABILITIES

MILD STEEL	Production Pierce	5/8 in. (15 mm)
	Maximum Pierce	3/4 in. (20 mm)
	Edge Start	1 1/2 in. (35 mm)
STAINLESS STEEL	Production Pierce	1/2 in. (12 mm)
	Maximum Pierce	5/8 in. (15 mm)
	Edge Start	1 in. (25 mm)
ALUMINUM	Production Pierce	1/2 in. (12 mm)
	Maximum Pierce	5/8 in. (15 mm)
	Edge Start	1 in. (25 mm)

Note: The cutting speed chart includes preliminary data and is subject to change without notice. The speeds noted above are best cut quality speeds. Much higher speeds can be achieved, but edge quality and bevel angle may be compromised. The capabilities shown in this table were obtained by using new consumables, correct gas and current settings, and accurate torch height controls with the torch perpendicular to the workpiece. The operating chart does not list all processes available for the UC systems. Please contact Thermal Dynamics for more information.

UNIT SPECIFICATIONS*

Output Range (Amps)	30 - 130 A
Cutting Output (Volts)	180V
Input Volts (Volts, Phase, Hertz)	400V, 3 ph, 50-60 Hz
	480V, 3 ph, 50-60 Hz
Input Amps (Amps @Volts)	41A@400V
	34A@480V
Duty Cycle (@104 F/40 C)	100% (23.4kW)
Max OCV	425V
Plasma Gas	O2, Air, N2, ArH2
	@ 120 psi (8.3 bar)
Shield Gas	O2, Air, N2 @ 120 psi (8.3 bar), H2O @ 6 GPH (0.6 l/min)
Power supply weight	310 lbs (141 kg)
Dimensions (H x W x D)	34 in. x 22 in. x 30 in. (864 x 560 x 762 mm)
Certifications	CE, CSA

**EcoPower - with its 90% energy efficiency and standby low-energy mode, the Precision 130 offers substantial energy savings, positioning it as the optimal choice for upgrading existing systems in eco-friendly manufacturing settings.*

